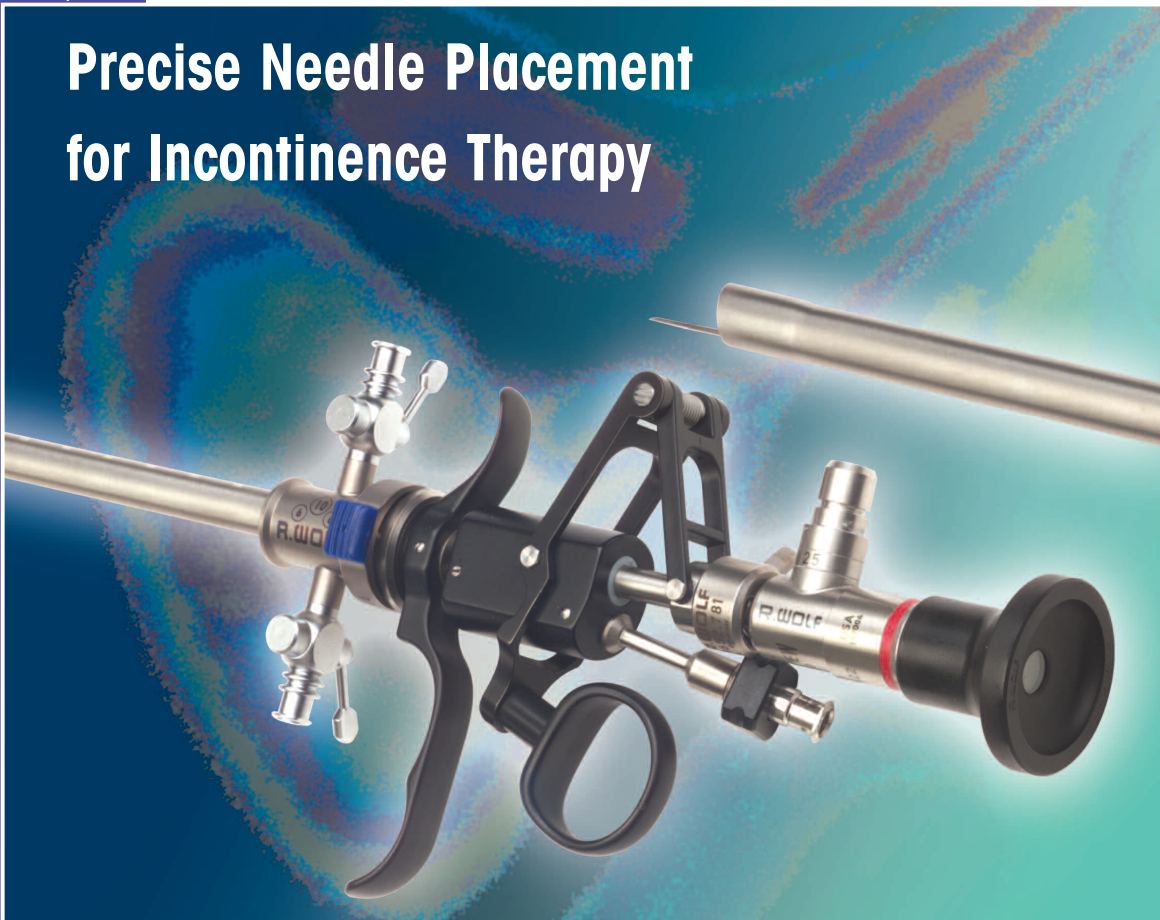


Aspiration / Injection System

Precise Needle Placement for Incontinence Therapy



Stabilized Injection Needles:

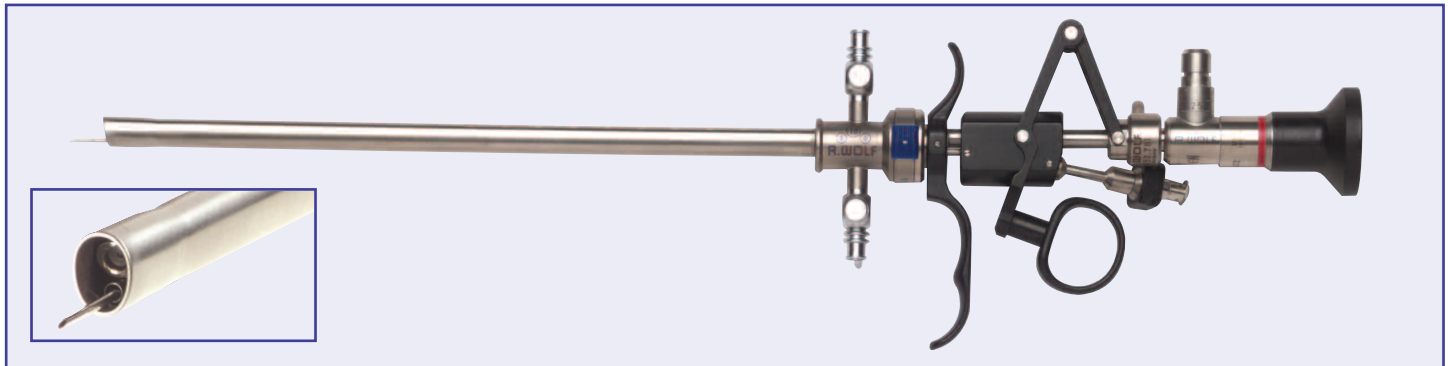
- Accurate needle placement
- Reproducible results
- Less waste of bulking agents

Panoview Plus II Optics:

- Sapphire objective and ocular lenses for increased durability and longevity
- Laser welding for improved autoclavability
- Flat field optics for pristine, non-distorted images and documentation

Aspiration / Injection System

Precise needle placement with reproducible results!

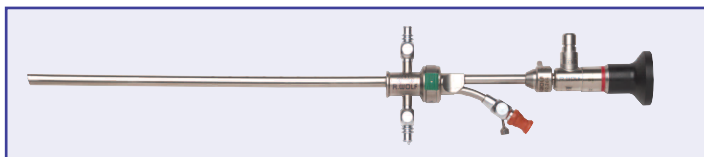


The Aspiration / Injection System for Incontinence therapy provides precise needle placement for reproducible results and less waste of bulking agents. Accurate needle placement is possible due to the oblique tip sheath design; needles are visualized immediately as they emerge from the sheath, preventing inadvertent submucosal passage.


The **E-Line** Aspiration / Injection Working Element provides full rotation of the needle bevel from 6:00 to 9:00 to 12:00 to 3:00, allowing the surgeon to choose the best angle to inject the bulking agent submucosally.

The **E-Line** sheath provides a quick snap-together-assembly of the working element to the sheath. Stopcocks are positioned at the 12:00 and 6:00 positions for easier handling and injection therapy.


Richard Wolf's **Panoview Plus II** 4 mm adult endoscopes feature soldered scratch-free sapphire objective and ocular lenses. Stainless steel modular design provides increased service life for reprocessing by autoclave. If reprocessed with lumened sheaths, instruments should be reprocessed on a 4 minute, 270° F, Pre-Vac autoclave cycle.



A complete cystoscopy can be performed prior to any injection by simply using the single channel bridge in conjunction with both the 30° and 70° **Panoview Plus II** endoscopes.



The Dual Purpose Working Element can be used for thicker bulking agents where a larger gauge needle is required.



A flexible needle is available with an extension tube for those surgeons that prefer not to use a video system.

For more information or to arrange a trial, contact your local Richard Wolf representative or call Customer Service at 1.800.323.WOLF (9653).

ORDERING INFORMATION

Description	Product No.
30° Panoview Plus II 4mm endoscope, autoclavable	8654.422
21 Fr. E-Line Urethroscope sheath & obturator	8652.0441
E-Line Aspiration / Injection Working Element, includes one semi-rigid Needle, 8652.785, and one flexible needle with extension tube, 8652.795	8652.781
Aspiration / Injection Needle with square locking collar, reusable	8652.785
Aspiration / Injection Needle, sterile, disposable, 5 / box	8652.7775
Dual Purpose Working Element	8654.281
Optional for Cystoscopy:	
70° Panoview Plus II 4mm endoscope, autoclavable	8650.415
Single channel bridge adapter	8652.264
16 Fr. E-Line Urethroscope sheath & obturator, exam only	8652.0141
17.5Fr. E-Line Urethroscope sheath & obturator, 1 x 5 Fr. or 2 x 4 Fr.	8652.0241
19.5 Fr. E-Line Urethroscope sheath & obturator, 1 x 7 Fr. or 2 x 5 Fr.	8652.0341